




From 1 December 2025

Home Care funding and fees

The Benevolent Society's primary focus in providing support at home is to understand what help you want to support you to live your life, your way.

Our aim is ultimately to support your goals and enable you to do more of the things you love doing. We will work with you to get the most out of your funding.

There are two sides to your funding:



The Budget or Income Bucket

There are a number of ways this income bucket (budget) is filled. These include:

Government Funds

(which is the subsidy) and the amount of this depends on your classification level.

Supplements

There are number of supplements that the government pays for specific conditions. You will need to meet the eligibility criteria.

Contribution towards services

The government will assess your pension status and undertake an income and asset test that will determine your contribution towards your services. You will be required to contribute that amount to your budget and your government subsidy will be reduced by your contribution amount.

Top-ups

You may also want to contribute your own money to enable you to receive more services or more hours of services, this is then added to your income bucket.





Support at Home Price List From 1 December 2025



Outlined below is the price list for a range of Home Care services we provide at The Benevolent Society. The prices outlined below come out of your Support at Home budget (Government Subsidy plus any contribution you make) and not your out-of-pocket expenses.

The hourly rate for services covers the ongoing administration activities undertaken by The Benevolent Society to ensure the smooth delivery and management of your services as per Government guidelines.

Care management is an important service that includes coordinating care and services that will help you deliver on the goals you identified in your Care Plan. Every Support at Home client, including those being self-managed will receive a level of care management.

Category	Service Type	Weekdays (standard hours)	Weekdays (non- standard hours)	Saturday	Sunday	Public Holidays
 Everyday Living	Domestic Assistance					
	Domestic Assistance	\$107.00	\$135.53	\$143.43	\$180.87	\$233.82
	Home Repairs & Maintenance					
	Gardening	\$107.00	\$135.53	\$143.43	\$180.87	\$233.82
	Assistance with Home Repairs and Maintenance	\$107.00	\$135.53	\$143.43	\$180.87	\$233.82
	Meals & Food					
Meal Preparation	\$107.00	\$135.53	\$143.43	\$180.87	\$233.82	
 Independence	Personal Care					
	Personal Care	\$107.00	\$135.53	\$143.43	\$180.87	\$233.82
	Social Support and Community Engagement*					
	Individual Social Support	\$107.00	\$135.53	\$143.43	\$180.87	\$233.82
	Group Social Support	\$27.75	N/A	N/A	N/A	N/A
	Therapeutic Services for Independent Living					
	Acupuncturist	\$186.00	\$232.75	\$279.51	\$325.25	\$465.51
	Chiropractor	\$235.20	\$294.00	\$352.80	\$411.60	\$588.00
	Remedial Masseuse	\$150.00	\$189.99	\$201.08	\$253.56	\$327.79
	Diversional Therapist	\$198.00	\$248.00	\$297.00	\$347.00	\$495.00
	Art Therapist	\$200.00	\$249.76	\$300.49	\$350.24	\$500.49
	Osteopath	\$193.00	\$241.25	\$289.50	\$337.75	\$482.50
	Respite					
	Respite Care	\$107.00	\$135.53	\$143.43	\$180.87	\$233.82
	Transport**					
		0-5km	0-10km	0-20km	0-30km	
Direct One-Way Transport (weekday 6am-6pm)	\$32.75	\$65.50	\$98.25	\$131.00		
Indirect Transport						Market Price

**Outside of standards hours for weekdays, weekends, public holidays, and where travel exceeds 30km the price will be discussed and agreed with you.

Category	Service Type	Weekdays (standard hours)	Weekdays (non- standard hours)	Saturday	Sunday	Public Holidays
 Clinical Supports	Nursing					
	Registered Nurse	\$186.00	\$235.59	\$249.33	\$314.41	\$406.46
	Enrolled Nurse	\$153.81	\$179.04	\$218.11	\$262.39	\$346.80
	Nursing Assistant	\$107.00	\$135.53	\$143.43	\$180.87	\$233.82
	Allied Health					
	Allied Health Therapy Assistant	\$128.40	\$162.64	\$172.12	\$217.04	\$280.58
	Counsellor/Psychotherapist	\$220.00	\$275.00	\$330.00	\$385.00	\$550.00
	Dietician/Nutritionist	\$190.00	\$240.66	\$254.70	\$321.17	\$415.20
	Exercise Physiologist	\$200.00	\$253.32	\$268.10	\$338.07	\$437.05
	Exercise Physiotherapy (Group)	\$46.80	\$58.50	\$70.20	\$81.90	\$117.00
	Music Therapist	\$225.00	\$269.00	\$323.00	\$376.00	\$538.00
	Occupational Therapist	\$210.00	\$265.99	\$282.00	\$354.98	\$458.90
	Physiotherapist	\$210.00	\$265.99	\$282.00	\$354.98	\$458.90
	Podiatry	\$200.00	\$253.32	\$268.10	\$338.07	\$437.05
	Psychologist	\$230.00	\$291.32	\$308.32	\$388.79	\$502.61
Social Worker	\$221.00	\$275.00	\$330.00	\$385.00	\$550.00	
Speech Pathologist	\$220.00	\$278.65	\$294.91	\$371.88	\$480.75	
 Care Management	Care Management					
	Care Management			\$115.00		
	Restorative Care Management					
Restorative Care Management			\$150.00			

*Social support includes travel up to 15km. Any distance exceeding this will be discussed and agreed upon with a staff member from The Benevolent Society.

Our aim is ultimately to support your goals and enable you to do more of the things you love doing. We will work with you to determine how this can be best structured within the Support at Home environment.

The prices change for different times of the day or week to include staff penalty rates. We're here to make things as easy as possible. If you're unsure which pricing category best fits your service requirements or preferences, reach out to us - we'll walk you through the details.

Services not listed may be available and can be discussed and agreed upon with your home support partner.

To find out more information
about our services, go to
benevolent.org.au

Or connect with us at:
1800 236 762



National Office
The Benevolent Society
2E Wentworth Park Road
Glebe NSW 2037



The Benevolent Society acknowledges the Traditional Owners
of Country throughout Australia and recognises Aboriginal &
Torres Strait Islander continuing connection to land, waters and
community. We pay our respects to Elders both past and present.